

Scaled data based on original data using
LM-79-08 Approved Method: Electrical and Photometric Measurements of Solid-
State Lighting Products

Test Report Prepared for
Cooper Lighting Solutions
(formerly Eaton)

Brand: INVUE

Report Number: P401611

Luminaire Tested: **ENT-SA1E-727-U-SL2-HSS**

Issue Date: 5/20/2020

Test Information

Test Method: LM-79-08
Report Number: P401611
TEST IS SCALED FROM IESNA LM-79-08 TEST DATA (G1-2004-754-2)
Test Lab: INNOVATION CENTER
Issue Date: 5/20/2020
Manufacturer: COOPER LIGHTING SOLUTIONS (FORMERLY EATON)
Product Line: INVUE
Catalog Number: ENT-SA1E-727-U-SL2-HSS
Description: ENTRI LED LUMINAIRE
(1) 70 CRI, 2700K, 1050mA LIGHTSQUARE WITH 16 LEDS AND TYPE II SPILL
LIGHT ELIMINATOR OPTICS WITH HOUSE SIDE SHIELD
Light Source: -
Ballast/Driver: ELECTRONIC DRIVER

Summary

Lumens per Lamp: N/A
Luminaire Lumens: 4755 lumens
Efficiency: N/A
Efficacy: 83.1 lumens/watt
Luminous Opening: Rectangular (W 0.5' x L: 0.5' x H: 0')
IES Classification: Type III - Medium - Non-Cutoff
BUG Rating: B1 - U0 - G1

Input Watts (W): 57.2
Input Voltage (V): NR
Input Current (Ain): NR
Voltage Rise (V): NR
Power Factor: NR
Total Harmonic Distortion (THDi): NR
Frequency (hertz): 60
Stabilization Time: NR
Operation Time: NR
Ambient Temperature (°C): NR
Test Distance: 25 FT

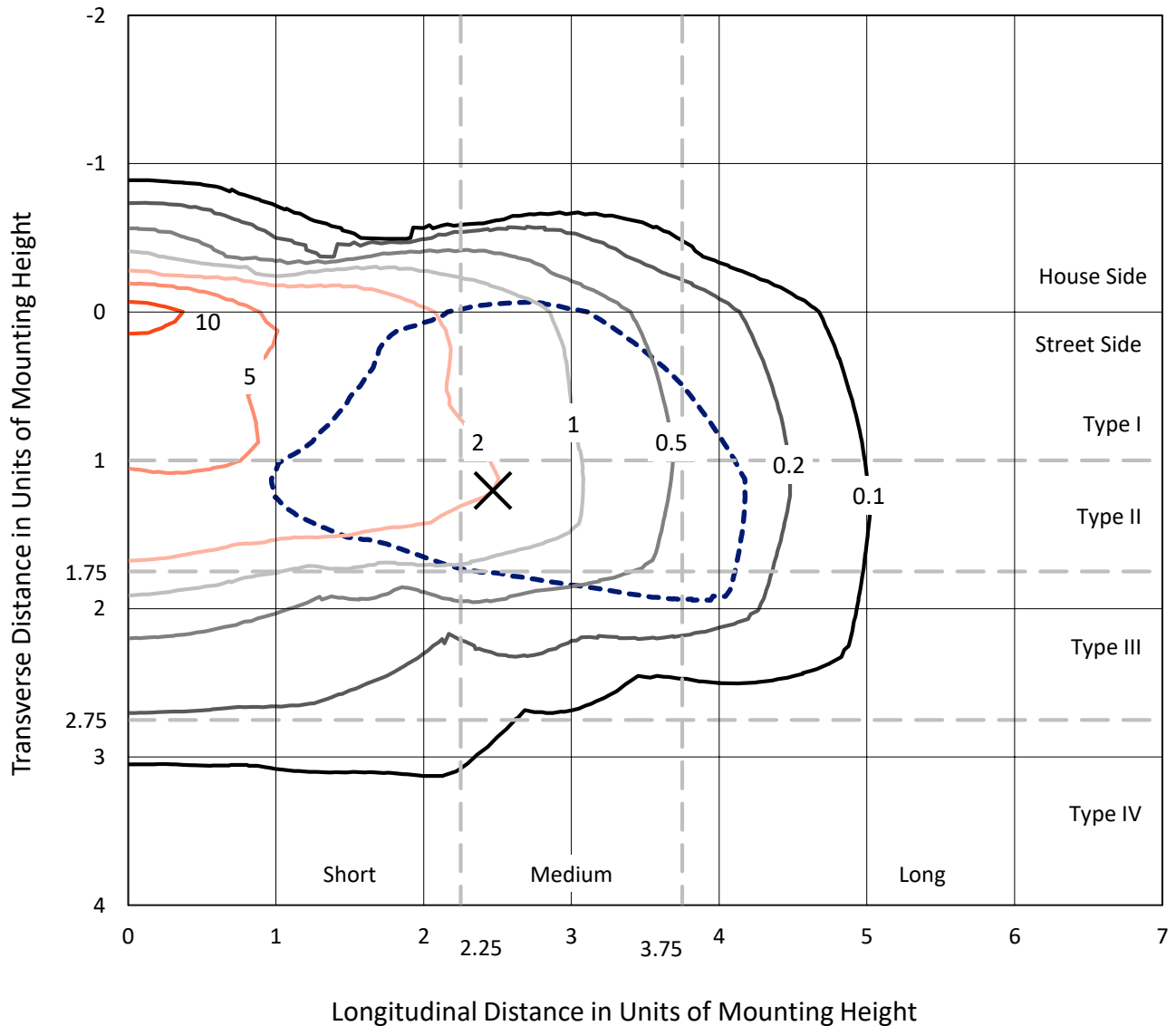


REPORT NUMBER: P401611

CATALOG NUMBER: ENT-SA1E-727-U-SL2-HSS

Iso-Footcandle Lines of Horizontal Illumination

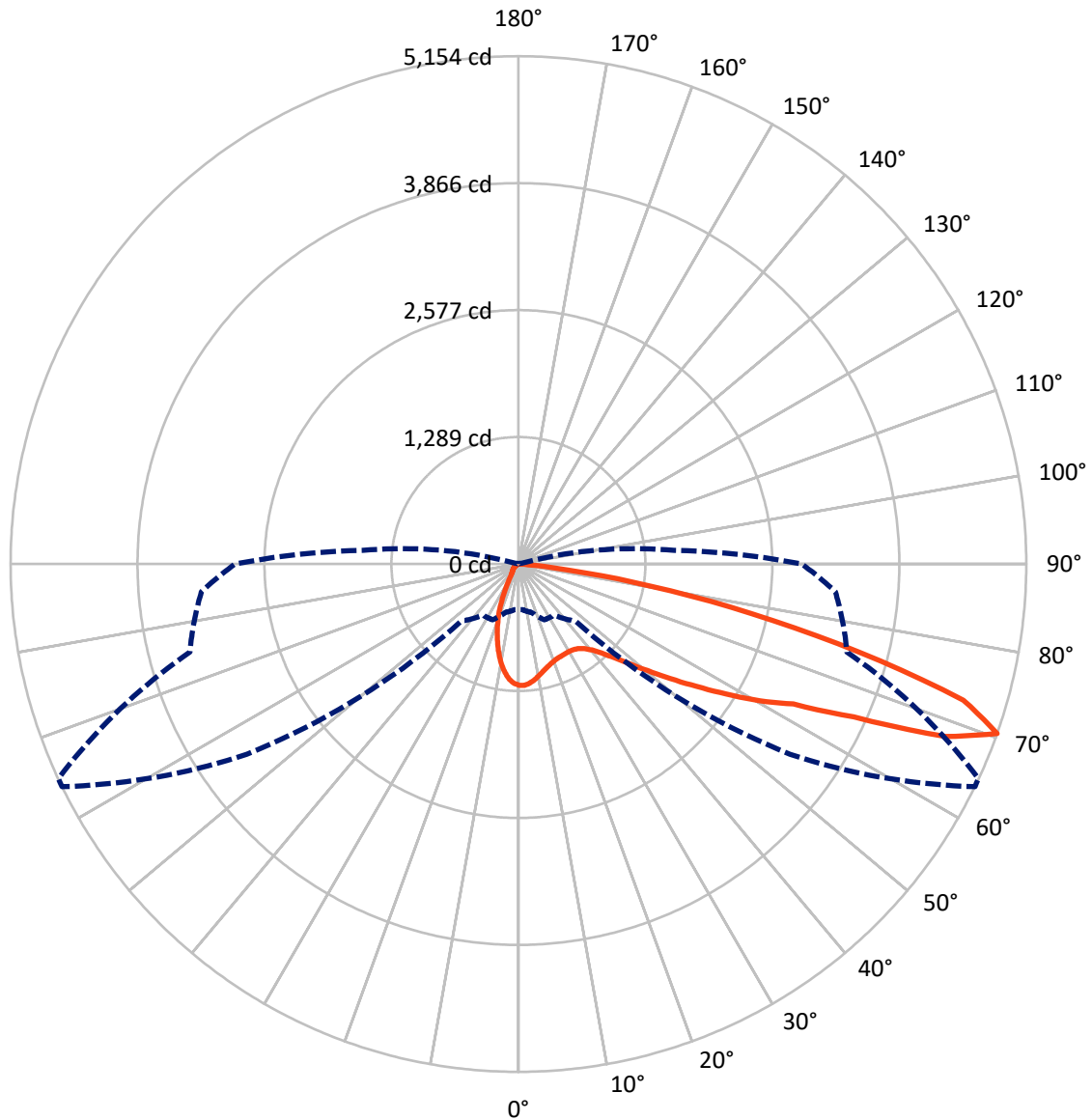
× Max cd
 - - - 1/2 Max cd



Based on 10 foot mounting height. Maximum calculated value = 12.3 fc
 Type III - Medium - Non-Cutoff

REPORT NUMBER: P401611
CATALOG NUMBER: ENT-SA1E-727-U-SL2-HSS

Luminous Intensity Polar Plot



— Vertical Plane Through 64-Deg Lateral - - - Horizontal Cone Through 70-Deg Vertical

REPORT NUMBER: P401611

CATALOG NUMBER: ENT-SA1E-727-U-SL2-HSS

FLUX DISTRIBUTION:

		Downward	Upward	Total
House Side	Lumens	610.8	0.0	610.8
	% Fixture	12.8	0.0	12.8
Street Side	Lumens	4144.1	0.0	4144.1
	% Fixture	87.2	0.0	87.2
Total	Lumens	4755.0	0.0	4755.0
	% Fixture	100.0	0.0	100.0

Coefficient of Utilization

ZONAL LUMENS:

Zone	Lumens	% Fixture
0°-10°	103.7	2.2
10°-20°	230.2	4.8
20°-30°	317.0	6.7
30°-40°	436.5	9.2
40°-50°	650.6	13.7
50°-60°	1027.8	21.6
60°-70°	1164.6	24.5
70°-80°	764.7	16.1
80°-90°	60.0	1.3
90°-100°	0.0	0.0
100°-110°	0.0	0.0
110°-120°	0.0	0.0
120°-130°	0.0	0.0
130°-140°	0.0	0.0
140°-150°	0.0	0.0
150°-160°	0.0	0.0
160°-170°	0.0	0.0
170°-180°	0.0	0.0
0°-90°	4755.0	100.0
0°-180°	4755.0	100.0



REPORT NUMBER: P401611

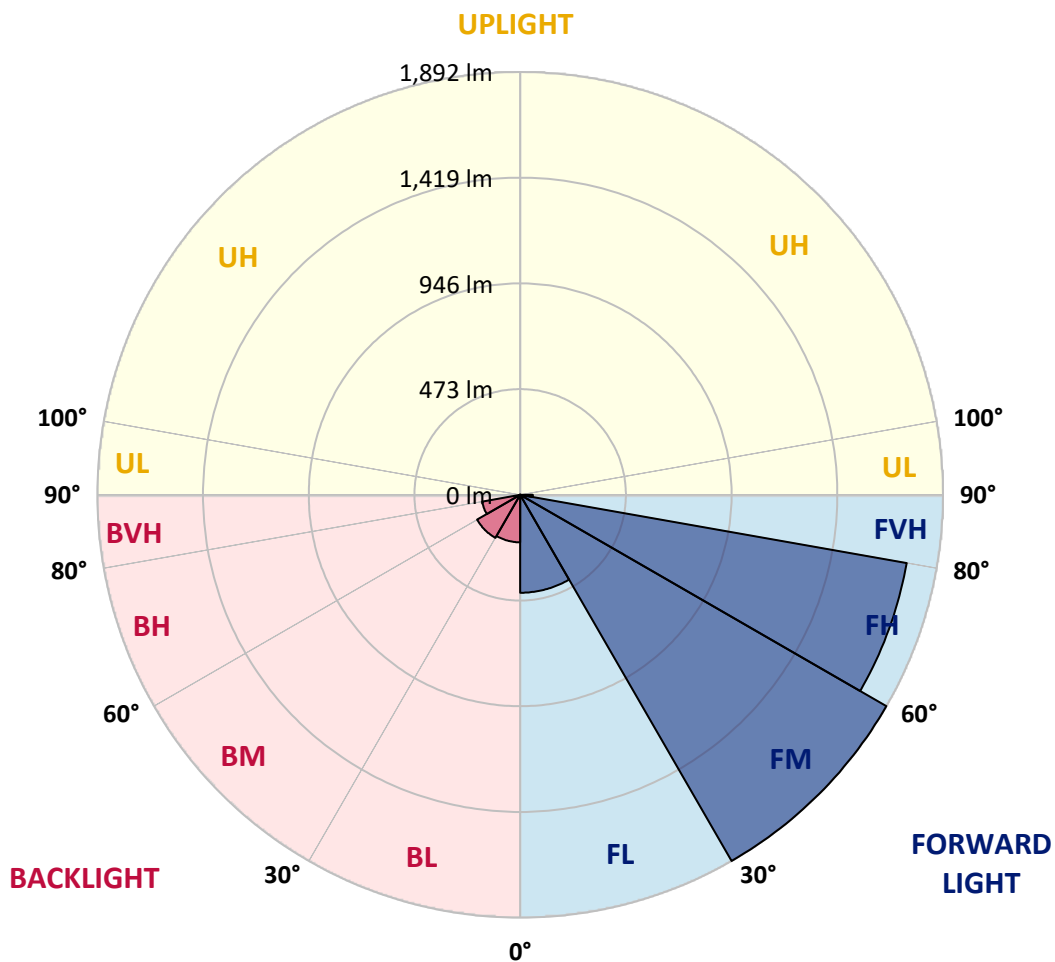
CATALOG NUMBER: ENT-SA1E-727-U-SL2-HSS

LUMINAIRE CLASSIFICATION SYSTEM LUMEN TABLE AND BUG RATING:

Zone		Lumens	% Fixture	Zone Rating/Lumen Limit		
				B	U	G
FL	(0°-30°)	438.3	9.2			
FM	(30°-60°)	1892.4	39.8			
FH	(60°-80°)	1756.8	36.9			G1/1800
FVH	(80°-90°)	56.6	1.2			G1/100
BL	(0°-30°)	212.6	4.5	B1/500		
BM	(30°-60°)	222.5	4.7	B1/1000		
BH	(60°-80°)	172.5	3.6	B1/500		G1/500
BVH	(80°-90°)	3.3	0.1			G0/10
UL	(90°-100°)	0.0	0.0		U0/0	
UH	(100°-180°)	0.0	0.0		U0/0	

BUG Rating: B1-U0-G1

Type III Medium





REPORT NUMBER: P401611

CATALOG NUMBER: ENT-SA1E-727-U-SL2-HSS

CANDELA DISTRIBUTION (FULL):

	0°	5°	15°	25°	35°	45°	55°	64°	65°	75°	85°
0°	1230.9	1230.9	1230.9	1230.9	1230.9	1230.9	1230.9	1230.9	1230.9	1230.9	1230.9
2.5°	1196.6	1196.6	1202.5	1208.3	1211.7	1220.9	1227.5	1232.6	1232.6	1235.9	1230.1
5°	1117.2	1117.2	1122.2	1136.4	1151.5	1170.7	1192.4	1214.2	1218.3	1234.2	1233.4
7.5°	1043.6	1050.3	1058.6	1072.8	1088.7	1117.2	1147.3	1184.9	1189.1	1227.5	1235.9
10°	992.6	996.8	1001.8	1017.7	1041.1	1073.7	1106.3	1150.6	1158.1	1215.8	1235.9
12.5°	951.6	952.4	960.0	977.5	1000.1	1031.9	1068.7	1117.2	1126.4	1194.9	1232.6
15°	922.3	921.5	929.9	946.6	968.3	1000.9	1036.9	1087.9	1097.9	1177.4	1231.7
17.5°	904.8	905.6	912.3	924.8	945.7	976.7	1013.5	1063.6	1073.7	1163.2	1235.9
20°	904.8	904.8	909.0	914.8	930.7	958.3	994.2	1046.1	1056.1	1154.0	1241.8
22.5°	922.3	920.7	924.0	919.0	926.5	945.7	982.5	1034.4	1045.3	1149.8	1251.0
25°	954.1	950.8	953.3	942.4	934.0	942.4	975.0	1029.4	1041.1	1150.6	1259.3
27.5°	998.4	998.4	993.4	978.4	957.5	948.3	974.2	1026.0	1037.7	1150.6	1265.2
30°	1060.3	1057.8	1050.3	1035.2	1002.6	971.7	982.5	1026.0	1037.7	1151.5	1266.8
32.5°	1122.2	1123.9	1128.0	1113.0	1068.7	1011.8	1002.6	1033.5	1043.6	1150.6	1264.3
35°	1184.9	1185.7	1204.1	1205.8	1148.9	1076.2	1036.9	1053.6	1060.3	1159.0	1266.0
37.5°	1240.1	1244.3	1280.2	1297.8	1251.0	1159.0	1091.2	1091.2	1094.6	1181.6	1276.0
40°	1302.0	1312.8	1356.3	1395.6	1377.2	1265.2	1170.7	1146.4	1148.1	1222.5	1298.6
42.5°	1373.9	1387.3	1444.1	1501.0	1500.1	1395.6	1271.0	1234.2	1235.9	1293.6	1344.6
45°	1465.0	1474.2	1546.1	1617.2	1632.3	1539.4	1397.3	1348.8	1350.5	1401.5	1434.1
47.5°	1576.2	1587.1	1656.5	1741.8	1780.3	1712.5	1561.2	1508.5	1503.5	1539.4	1562.9
50°	1721.7	1742.6	1783.6	1865.6	1958.4	1913.2	1753.5	1700.8	1694.1	1722.6	1730.1
52.5°	1860.6	1879.8	1896.5	1971.8	2151.5	2162.4	1989.3	1931.6	1924.9	1931.6	1940.8
55°	1881.5	1892.3	1904.9	2006.9	2307.9	2479.3	2257.7	2189.2	2169.9	2157.4	2188.3
57.5°	1715.1	1708.4	1750.2	1889.0	2333.8	2829.7	2620.7	2487.7	2469.3	2399.9	2369.0
60°	1358.0	1348.8	1388.1	1577.9	2188.3	3003.6	3124.1	2818.0	2772.8	2540.4	2510.3
62.5°	954.1	943.2	994.2	1106.3	1697.5	2969.4	3691.8	3130.7	3041.3	2665.0	2624.0
65°	735.0	730.0	757.6	782.7	1036.1	2572.2	4004.6	3741.2	3556.4	2800.4	2747.8
67.5°	576.1	582.8	617.1	689.9	669.0	1603.0	3975.3	4672.7	4487.9	3049.6	3016.2
70°	463.3	464.9	507.6	623.8	631.3	816.1	3365.7	5154.4	5151.8	3451.8	3229.4
72.5°	280.1	287.7	357.1	539.4	637.2	624.6	2262.8	4722.9	4788.1	3545.5	2912.5
75°	134.6	142.2	184.8	362.1	633.0	607.9	1224.2	3575.6	3659.2	3179.2	2361.4
77.5°	50.2	56.9	85.3	177.3	469.1	556.9	643.9	2410.8	2476.8	2327.2	1599.7
80°	15.9	18.4	33.4	81.1	238.3	459.9	414.8	1359.7	1404.0	1018.5	537.7
82.5°	1.7	2.5	9.2	27.6	92.0	234.1	243.3	511.8	534.3	199.0	108.7
85°	0.0	0.0	0.0	0.0	1.7	1.7	60.2	97.8	80.3	19.2	31.8
87.5°	0.0	0.0	0.0	0.0	0.0	0.8	1.7	2.5	2.5	2.5	3.3
90°	0.0	0.0	0.0	0.0	0.0	0.0	0.0	0.0	0.0	0.0	0.0



REPORT NUMBER: P401611

CATALOG NUMBER: ENT-SA1E-727-U-SL2-HSS

CANDELA DISTRIBUTION (continued):

	90°	95°	105°	115°	125°	135°	145°	155°	165°	175°	180°
0°	1230.9	1230.9	1230.9	1230.9	1230.9	1230.9	1230.9	1230.9	1230.9	1230.9	1230.9
2.5°	1229.2	1229.2	1223.4	1214.2	1202.5	1185.7	1181.6	1168.2	1168.2	1157.3	1155.6
5°	1230.9	1225.9	1206.6	1178.2	1138.9	1096.3	1069.5	1040.2	1015.1	999.3	1000.9
7.5°	1230.9	1220.0	1181.6	1118.8	1045.3	971.7	915.6	850.4	820.3	800.2	809.4
10°	1227.5	1209.1	1142.3	1046.9	930.7	828.7	736.7	661.4	609.6	587.9	569.5
12.5°	1220.0	1193.3	1092.9	957.5	808.6	674.8	547.7	449.0	380.5	346.2	342.0
15°	1213.3	1176.5	1035.2	859.6	670.6	495.9	353.7	259.2	200.7	187.3	189.0
17.5°	1211.7	1160.6	980.0	755.9	536.0	330.3	204.0	164.7	156.4	153.0	152.2
20°	1212.5	1146.4	919.8	653.1	379.6	205.7	154.7	145.5	142.2	140.5	139.6
22.5°	1215.8	1130.5	860.5	545.2	259.2	150.5	138.0	132.1	127.9	125.4	124.6
25°	1215.8	1113.0	794.4	430.6	169.7	132.1	123.8	116.2	110.4	107.0	107.0
27.5°	1213.3	1092.9	725.8	327.0	134.6	117.9	108.7	98.7	91.1	87.0	87.0
30°	1205.8	1068.7	659.8	228.3	117.9	105.4	93.7	81.1	71.9	67.7	66.1
32.5°	1194.9	1042.7	583.7	160.6	106.2	92.0	78.6	65.2	56.9	51.8	51.8
35°	1183.2	1016.8	501.7	122.9	96.2	81.1	66.1	52.7	45.2	41.8	41.0
37.5°	1177.4	989.2	421.4	106.2	86.1	69.4	53.5	42.6	36.8	34.3	33.4
40°	1181.6	968.3	342.8	95.3	76.9	58.5	44.3	36.0	30.9	27.6	27.6
42.5°	1206.6	956.6	268.4	87.0	68.6	49.3	36.8	29.3	24.2	21.7	21.7
45°	1257.6	965.0	204.0	79.4	58.5	41.0	30.9	23.4	18.4	15.9	15.9
47.5°	1342.9	998.4	154.7	72.7	50.2	33.4	25.1	18.4	14.2	12.5	11.7
50°	1467.5	1064.5	121.2	66.1	41.8	28.4	20.9	14.2	10.9	9.2	9.2
52.5°	1647.3	1179.0	103.7	58.5	34.3	23.4	16.7	10.9	8.4	6.7	6.7
55°	1868.1	1324.5	93.7	51.8	27.6	19.2	13.4	8.4	5.9	5.0	4.2
57.5°	2047.0	1439.9	87.8	45.2	23.4	16.7	10.0	6.7	5.0	3.3	3.3
60°	2205.1	1514.4	77.8	37.6	20.1	13.4	8.4	5.0	3.3	2.5	2.5
62.5°	2333.0	1562.9	64.4	30.1	16.7	10.9	6.7	4.2	3.3	2.5	2.5
65°	2478.5	1602.2	52.7	23.4	14.2	9.2	5.9	3.3	2.5	2.5	2.5
67.5°	2763.6	1690.0	39.3	18.4	10.9	7.5	5.0	3.3	2.5	1.7	1.7
70°	2874.9	1587.1	30.9	15.1	8.4	6.7	5.0	3.3	1.7	1.7	1.7
72.5°	2446.7	1188.2	24.2	12.5	7.5	5.9	5.0	3.3	2.5	2.5	1.7
75°	1940.8	802.8	19.2	10.0	7.5	6.7	5.0	5.0	4.2	3.3	3.3
77.5°	1239.3	355.4	15.1	8.4	7.5	8.4	7.5	5.0	5.0	4.2	4.2
80°	369.6	85.3	10.9	6.7	5.9	6.7	7.5	5.0	3.3	2.5	2.5
82.5°	80.3	20.1	6.7	3.3	4.2	3.3	5.0	5.0	3.3	2.5	2.5
85°	26.8	7.5	4.2	3.3	2.5	2.5	2.5	2.5	2.5	2.5	1.7
87.5°	1.7	2.5	2.5	1.7	1.7	1.7	1.7	0.8	0.8	1.7	1.7
90°	0.0	0.0	0.0	0.0	0.0	0.0	0.0	0.0	0.0	0.0	0.0

(END OF REPORT)